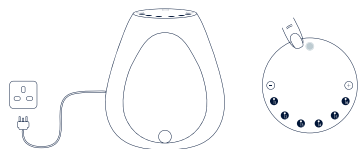


# Quick Setup

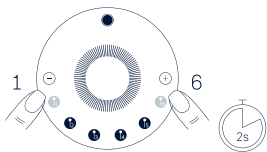
Three simple steps to start playing music.

**i** To set up a pair of speakers, follow the Stereo System Setup below, then the Quick Setup steps.

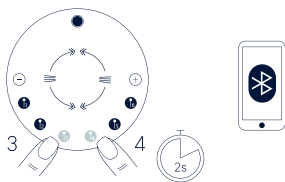
- 1** Plug in to power outlet, turn on speaker at rear and switch on at the top.



- 2** Press to self-configure your Series 3 speaker. Your speaker will automatically set itself up as a single speaker or stereo pair during this step.

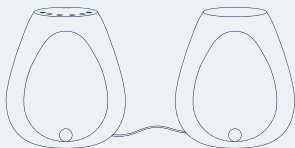


- 3** Press to enable Bluetooth pairing mode. Go to Bluetooth setup on your mobile device. Your speaker will appear as 'Linn Series 3'.



## Stereo System Setup

Place the main speaker on the left and the partner speaker on the right as below.



L R



Connect the speakers to each other via the Exakt Link sockets using the cable supplied.



Now follow the Quick Setup instructions.

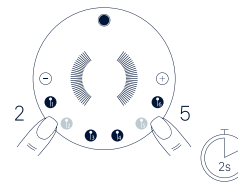
# Complete your Setup...

Connect to Wi-Fi to enjoy your music at its best.

- 1** Press and hold the WPS button on your router.



- 2** Press to enable Wi-Fi pairing mode.



**i** Can't connect? Visit [www.linn.co.uk/setup](http://www.linn.co.uk/setup) for alternative Wi-Fi setup

- 3** Download the **Linn Kazoo** control app to access higher quality streaming.



Pin your favourites here too.

- 4** **Advanced Setup**  
Play from Spotify, Airplay to Series 3, connect your voice assistant, connect your TV for better sound, and lots more...

Find out how to set up your Linn Series 3 speaker to work best for you.



Visit [www.linn.co.uk/setup](http://www.linn.co.uk/setup)

